

Parent and Carer Information: KS2 History (Ages 7 - 11)

This guide helps you to track the progress of your child as they develop through the subject of history. In years 3 - 6, children learn the key elements that form the basis of their history education, including significant historical events and their local history. Practising these skills at home can be a great way to boost your child's confidence and complement what they learn in the classroom. This guide outlines how you, as parents and carers, can best support your child's journey through history education with an easy-to-follow flowchart of what they will learn and clear goals for you to work on together.

Click on each topic to head to the relevant category on the Twinkl website to find super resources to support your child.

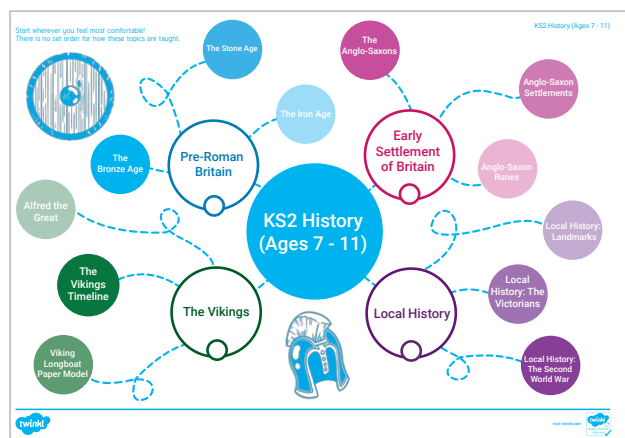


Alternatively, you can follow the web url www.twinkl.co.uk/resources/parents to get to the Twinkl Parents Hub.

We have also included handy tick boxes, so you can easily check off when you have covered each topic, and you can keep on track with your child's studies. You can also use the 'traffic light' system to record your child's confidence, and how they feel about the topic you have covered together.

Stick the other pages together to create a display poster for both you and your child to fill in. Complete with handy tick boxes, this chart is ideal for helping to support your child's studies from home.

- I feel unsure about this.
- I feel okay about this.
- I feel confident about this!



We hope you find the information on our website and resources useful. The contents of this resource are for general, informational purposes only. This guide is intended to offer parents general guidance on what subject areas tend to be covered in their child's year group and where they could support their children at home. However, please be aware that every child is different and information can quickly become out of date. There are some subject areas that we have intentionally not covered due to the nature of how they are taught or because a trained professional needs to teach these areas. We try to ensure that the information in our resources is correct but every school teaches the national curriculum in its own way. If you would like further guidance or are unsure in any way, we recommend that you speak to your child's teacher or another suitably qualified professional.




Your child will learn about changes in Britain from the Stone Age to the Iron Age, a period spanning more than 2.5 million years of prehistory up until the Roman invasion of AD 43. They may study a range of topics (such as religion, farming and culture) and how these things were experienced by people during the Stone Age, Bronze Age and Iron Age.



Discover the Stone Age, a period of prehistory in which early humans used stone tools to hunt and survive. This PowerPoint is a great introduction to the topic.



Move on from the Stone Age by introducing life in the Bronze Age, a period lasting around 1,500 years, when people started making tools from bronze rather than stone.



By 500 BC, iron had replaced bronze as the main method of making weapons and tools. The Iron Age lasted until the Roman invasion of AD 43. Discover more about the Iron Age with these Iron Age fact cards.



Your child will learn about the Viking and Anglo-Saxon struggle for control of the Kingdom of England to the time of Edward the Confessor. This could include the study of Viking raids on Britain from AD 793 as well as Anglo-Saxon kings such as, Alfred the Great and Edward the Confessor (AD 1042 – 1066).



Discover key facts about the Vikings with this timeline ordering activity which encourages children to put significant dates into chronological order.



Turn history into reality by creating this fantastic Viking longboat model using ready-made coloured templates.

Alfred the Great

Discover more about Alfred the Great and how he defeated the Vikings, bringing peace to Britain.



Local History

Your child will undertake a local history study, looking at an aspect of history or a site of historical interest that has relevance to the local area they live in.



Local History: The Second World War

Your child may investigate how the Second World War affected life in your local area. This presentation can help children learn about how people protected themselves during the bombing raids of the Blitz.



Local History: The Victorians

A local history study may include looking at how events during the reign of Queen Victoria had an impact on the immediate locality. This PowerPoint shows what life was like for ordinary people living through those times.



Local History: Landmarks

Your child may study a local landmark or place of historic interest, such as a castle or a battle site. You can learn more about the Battle of Hastings, for example, with this informative PowerPoint which details how the battle came about, who was involved, where it was and what happened afterwards.



Early Settlement of Britain

Your child will learn about Britain's settlement by the Anglo-Saxons and Scots. This means that they will find out about early settlers from Ireland, Germany, Denmark and the Netherlands and how they made a new life for themselves in Britain.



The Anglo-Saxons

Discover the Anglo-Saxons with this fantastic ebook which outlines key events in the history of the Anglo-Saxon settlement of England along with eye-catching illustrations to aid further understanding.



Anglo-Saxon Settlements



Discover where the Anglo-Saxons settled and the names of their seven kingdoms with these handy maps.

Anglo-Saxon Runes



Your child can find out how the Anglo-Saxons communicated and write a message of their own by using Runes from the Anglo-Saxon alphabet.

Themes/ Aspects of British History



Your child will undertake a study of an aspect or theme in British history that extends their chronological knowledge beyond 1066. This might include the study of a turning point in British history (such as the coming of the railways or the Battle of Britain) or changes in an aspect of social history (e.g. leisure and entertainment in the twentieth century).

The Battle of Britain



If your child learns about the Battle of Britain, they can discover more about this turning point in British history, for example when it was and who it involved, with this informative fact sheet.

The Industrial Revolution



Your child may learn about the Industrial Revolution and the impact it had on British history. You can find out more with this reading comprehension suitable for children in years 5 and 6.

Leisure and Entertainment throughout the Twentieth Century



Your child may study leisure and entertainment and how this has evolved over the twentieth century. This display poster details changes from black and white films in the early 1900s to the advent of computers, mobile phones and the Internet at the end of the century.

The Roman Empire



Your child will learn about the Roman Empire and its impact on Britain during the time the Romans occupied the country (between AD 43 and AD 410).



Roman Gods

Your child can find out about Roman gods and make their own Roman gods card game with this informative PowerPoint and card templates.



The Rise and Fall of the Roman Empire

Learn about the rise and fall of the Roman Empire with this Roman Empire timeline activity cards which include key facts about the building of Rome and its eventual collapse.



Roman Soldier Paper Model

Bring history to life by building a 3D paper model version of a Roman soldier complete with armour, helmet and sandals.



Early Civilisations

Your child will learn about the achievements of the earliest civilisations. This means learning about when and where the first civilizations appeared and an in-depth study of one of the following: The ancient Sumer, the Indus Valley, ancient Egypt or the Shang Dynasty of ancient China.



Ancient Egypt

Find out more about ancient Egyptian gods with this information print-out, including descriptions of Ra, Horus and Anubis.



The Indus Valley

This Indus Valley ebook is a fantastic introduction to the Bronze Age civilisation who settled in land which now forms part of Pakistan, northeast Afghanistan and northwest India.




Shang Dynasty

Find out all about life under the rule of the Shang Dynasty of ancient China between 1600 BC and 1046 BC with this informative PowerPoint.



Your child will learn about a non-European society that provides a contrast with British history. They may study the early Islamic Empire, the Mayan civilisation or the Kingdom of Benin.



Put key events and achievements from the Golden Age of Islam into chronological order with this timeline ordering activity from the Prophet Muhammad's (Peace Be Upon Him) pilgrimage from Mecca to Medina in AD 622 to the Mongol invasion of Baghdad in AD 1258.

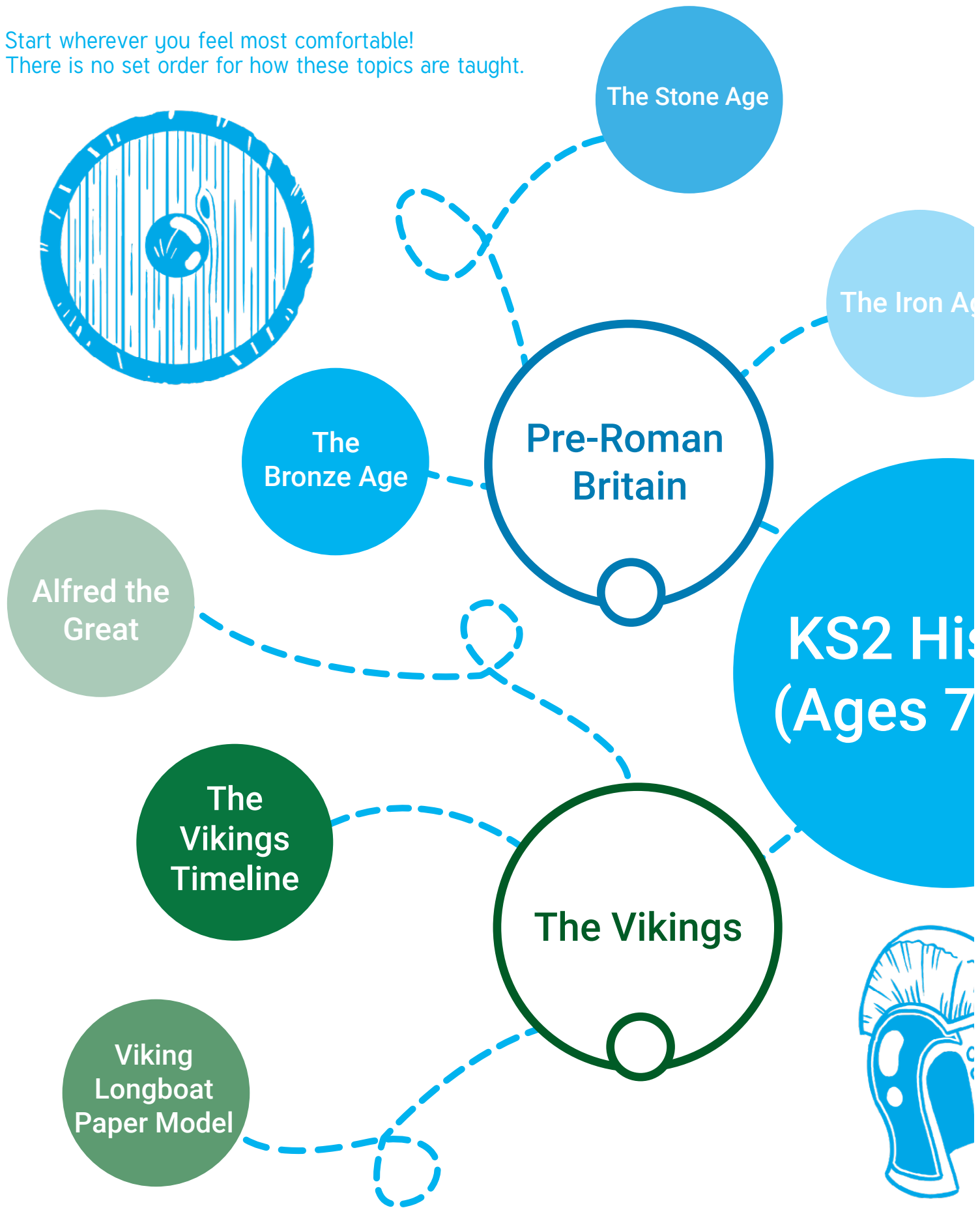


Discover more about the history of Benin in west Africa with this PowerPoint detailing the rise of the ancient kingdom and its rulers.




Between 1000 BC and AD 1697, the ancient Maya occupied a territory which included modern-day Mexico, Guatemala, Belize, Honduras and El Salvador. Your child can discover more about the Maya with this ebook.

Start wherever you feel most comfortable!
There is no set order for how these topics are taught.



n Age

History
7 - 11)



The Anglo-Saxons

Early Settlement of Britain

Anglo-Saxon Settlements

Anglo-Saxon Runes

Local History: Landmarks

Local History

Local History: The Victorians

Local History: The Second World War

Start wherever you feel most comfortable!
There is no set order for how these topics are taught.



Industrial
Revolution

History
(Ages 7 - 11)



Shang
Dynasty

Early
Civilisations

The Indus
Valley

Ancient
Egypt

The History
of Benin

Non-European
History

The
Golden Age
of Islam

The Maya

Explore and Discover More

Twinkl Go! is a digital platform, hosting interactive content such as videos, games, audiobooks and more. Twinkl Go! enables digital content to be streamed to your computer or mobile device.



twinkl
Go!



twinkl
Book Club

Twinkl Book Club is our book subscription service. Enjoy our original works of fiction in beautiful printed form, delivered to you each half-term and yours to keep!



Twinkl Boost is a range of intervention resources, created to support and lift learning with children at every level. These include our easy-to-use SATs and Phonics Screening resources.



twinkl
Boost



twinkl
imagine

Imagine resources are designed to help your children to think creatively, question and imagine. Every week, a new topic consisting of five photos, each with related activities, is created.



Twinkl Originals are engaging stories written to inspire pupils from EYFS to KS2. Designed to encourage a love of reading and help curriculum-wide learning through accompanying resources.



twinkl
ORIGINALS



twinkl
KIDS' TV

Twinkl Kids' TV is our wonderful YouTube channel dedicated to fun and informative video style resources full of new and creative activities you can try at home!